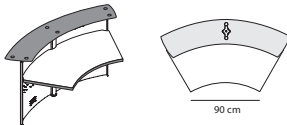
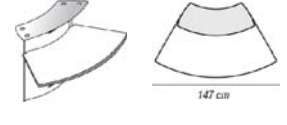
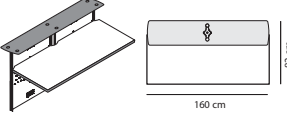
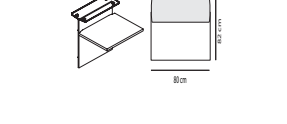
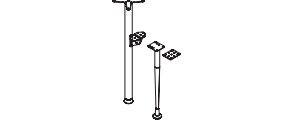
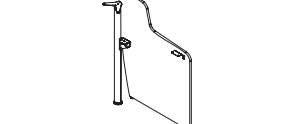


RECEPTION

DESCRIZIONE - Description
Description - Descripción

COLORI - Colours
Couleurs - Colores

VERSIONE FRONTALI IN METALLO - Metal Front Panels Version - Version frontaux en métal - Paneles frontales en metal

 <p>L 168 P95 H 102,5</p> <p>91 0,348 6</p>	<p>Modulo 60° Angolo Interno, Pannelli Frontali In Metallo, Top In Legno -Vetro 60° Internal Angle, metal front panels, Wooden Or Glass Shelf Module 60 Degrés Intérieurs, Panneaux Frontaux En Métal, Top En Bois Ou Verre Módulo 60° Angulo Interno, paneles frontales En Metal, Tapa en Madera-Vidrio</p> <table border="1"> <thead> <tr> <th>EURO</th> <th>COD.</th> </tr> </thead> <tbody> <tr> <td>573,00</td> <td>R1321.2</td> </tr> <tr> <td>1.073,00</td> <td>R1311.2</td> </tr> </tbody> </table>	EURO	COD.	573,00	R1321.2	1.073,00	R1311.2	<p>ME AC WE</p> <p>ME AC WE</p> <p>TOP LEGNO - Wood shelf Top en bois - Tapa madera</p> <p>PIANO DI LAVORO - Desktops Plans de travail - Tapa de trabajo</p>
EURO	COD.							
573,00	R1321.2							
1.073,00	R1311.2							
 <p>L 147 P90 H 102,5</p> <p>54 0,190 4</p>	<p>Modulo 60° Angolo Esterno, Pannelli Frontali In Metallo, Top In Legno -Vetro 60° External Angle, metal front panels, Wooden Or Glass Shelf Module 60 Degrés Extérieurs, Panneaux Frontaux En Métal, Top En Bois Ou Verre Módulo 60° Angulo Externo, paneles frontales En Metal, Tapa en Madera-Vidrio</p> <table border="1"> <thead> <tr> <th>EURO</th> <th>COD.</th> </tr> </thead> <tbody> <tr> <td>289,00</td> <td>R1421.2</td> </tr> <tr> <td>525,00</td> <td>R1411.2</td> </tr> </tbody> </table>	EURO	COD.	289,00	R1421.2	525,00	R1411.2	<p>ME AC WE</p> <p>ME AC WE</p> <p>TOP LEGNO - Wood shelf Top en bois - Tapa madera</p> <p>PIANO DI LAVORO - Desktops Plans de travail - Tapa de trabajo</p>
EURO	COD.							
289,00	R1421.2							
525,00	R1411.2							
 <p>L 160 P82 H 102,5</p> <p>85 0,320 6</p>	<p>Modulo Lineare, Pannelli Frontali In Metallo, Top In Legno -Vetro Linear Open Space Partition, Metal front Panels, Wooden Or Glass Shelf Module Linéaire, Panneaux Frontaux En Métal, Top En Bois Ou Verre Módulo Recto, paneles frontales En Metal, Tapa en Madera-Vidrio</p> <table border="1"> <thead> <tr> <th>EURO</th> <th>COD.</th> </tr> </thead> <tbody> <tr> <td>522,00</td> <td>R1521.2</td> </tr> <tr> <td>919,00</td> <td>R1511.2</td> </tr> </tbody> </table>	EURO	COD.	522,00	R1521.2	919,00	R1511.2	<p>ME AC WE</p> <p>ME AC WE</p> <p>TOP LEGNO - Wood shelf Top en bois - Tapa madera</p> <p>PIANO DI LAVORO - Desktops Plans de travail - Tapa de trabajo</p>
EURO	COD.							
522,00	R1521.2							
919,00	R1511.2							
 <p>L 80 P82 H 102,5</p> <p>39 0,137 4</p>	<p>Modulo Lineare, Pannelli Frontali In Metallo, Top In Legno -Vetro Linear Element, metal front panels, Wooden Or Glass Shelf Module Linéaire, Panneaux Frontaux En Métal, Top En Bois Ou Verre Módulo Recto, paneles frontales En Metal, Tapa en Madera-Vidrio</p> <table border="1"> <thead> <tr> <th>EURO</th> <th>COD.</th> </tr> </thead> <tbody> <tr> <td>267,00</td> <td>R1621.2</td> </tr> <tr> <td>478,00</td> <td>R1611.2</td> </tr> </tbody> </table>	EURO	COD.	267,00	R1621.2	478,00	R1611.2	<p>ME AC WE</p> <p>ME AC WE</p> <p>TOP LEGNO - Wood shelf Top en bois - Tapa madera</p> <p>PIANO DI LAVORO - Desktops Plans de travail - Tapa de trabajo</p>
EURO	COD.							
267,00	R1621.2							
478,00	R1611.2							
 <p>L 80 P82 H 102,5</p> <p>14 0,047 3</p>	<p>Supp. Intermedio, Collegamento 2 Pannelli Frontali Alti Con Top Reception Intermediate Support, Connection 2 High front Panels With Reception Top Support Intermédiaire, Jonction 2 Panneaux Frontaux Hauts Avec Top Reception Soporte Intermedio de Unión de, 2 Paneles Frontales Altos Con La Tapa De La Recepción.</p> <table border="1"> <thead> <tr> <th>EURO</th> <th>COD.</th> </tr> </thead> <tbody> <tr> <td>170,00</td> <td>R1210.1</td> </tr> </tbody> </table>	EURO	COD.	170,00	R1210.1	<p>AL</p> <p>SUPPORTO - Support Support - Soporte</p>		
EURO	COD.							
170,00	R1210.1							
 <p>L 82 P1,8 H 102,5</p> <p>21 0,055 3</p>	<p>Supp. Finale Con Fianco In Legno, Per Pannello Frontale Alto Con Top Reception Final Support With Wooden Side Panel, For High front Panel With Reception Top Support Final Avec Côté En Bois, Pour Panneau Frontal Haut Avec Top Reception Soporte Final Con Panel Lateral en Madera Para paneles frontales Alto Con La Tapa De La Recep.</p> <table border="1"> <thead> <tr> <th>EURO</th> <th>COD.</th> </tr> </thead> <tbody> <tr> <td>152,00</td> <td>R1110.1</td> </tr> </tbody> </table>	EURO	COD.	152,00	R1110.1	<p>ME AC WE</p> <p>ME AC WE</p> <p>FIANCO FINALE - End side panel Côté final - Panel lateral</p>		
EURO	COD.							
152,00	R1110.1							

RECEPTION

DESCRIZIONE - Description
Description - Descripción

COLORI - Colours
Couleurs - Colores

PROPOSTE DI COMPOSIZIONI - Composition Sets Proposals - Propositions de composition - Propuestas de composiciones

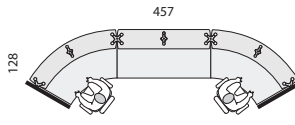
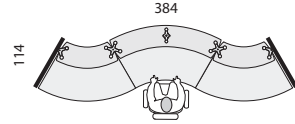
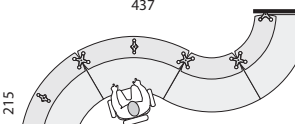
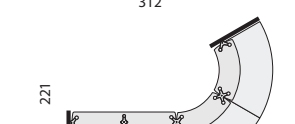
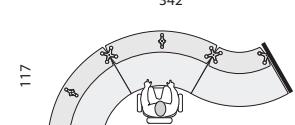
<p>L 330 P 82 H 102,5</p>	<p>Comp. 2 Moduli Dritti Da 160, 1 Supp. Intermedio, 2 Supporti Finali, Frontali Metallo Comp. 2 Straight Cm. 160 Elements, 1 Intermediate Support, 2 Final Supports, Metal Front Panels Comp. 2 Mod. Droits 160 Cm, 1 Support Intermédiaire, 2 Supp. Finaux, Pann. Front. En Métal Comp. 2 Módulos Rectos 160 Cm, 1 Soporte Intermedio, 2 Soportes Finales, Paneles Frontales En Metal</p>	<table border="1"> <tr><td>ME</td></tr> <tr><td>AC</td></tr> <tr><td>WE</td></tr> </table> <p>TOP LEGNO - Wood shelf Top en bois - Tapa madera</p>	ME	AC	WE	<table border="1"> <tr><td>ME</td></tr> <tr><td>AC</td></tr> <tr><td>WE</td></tr> </table> <p>PIANO DI LAVORO - Desktops Plans de travail - Tapa de trabajo</p>	ME	AC	WE
ME									
AC									
WE									
ME									
AC									
WE									
<p>L 303 P 131 H 102,5</p>	<p>Comp. 2 Moduli Angolo 60° Interno, 1 Supp. Intermedio, 2 Supporti Finali, Frontali Metallo Comp. 2 Int. 60° Angle Elem. , 1 Intermediate Support, 2 Final Supports, Metal front Panels Comp. 2 Mod. Angle Int. 60 Degrés, 1 Support Intern. , 2 Supp. Finaux, Pann. Front. En Mét Comp. 2 Módulos Áng. Interno 60°, 1 Soporte Intermedio, 2 Soportes Finales , Paneles Frontales En Metal</p>	<table border="1"> <tr><td>ME</td></tr> <tr><td>AC</td></tr> <tr><td>WE</td></tr> </table> <p>TOP LEGNO - Wood shelf Top en bois - Tapa madera</p>	ME	AC	WE	<table border="1"> <tr><td>ME</td></tr> <tr><td>AC</td></tr> <tr><td>WE</td></tr> </table> <p>PIANO DI LAVORO - Desktops Plans de travail - Tapa de trabajo</p>	ME	AC	WE
ME									
AC									
WE									
ME									
AC									
WE									
<p>L 344 P 177 H 102,5</p>	<p>Comp. 3 Moduli Angolo 60° Interno, 2 Supporti Intermedi, 2 Supporti Finali, Frontali Metallo Comp. 3 Int. 60° Angle Elem. , 2 Intermediate Supports, 2 Final Supports, Metal front Panels Comp. 3 Mod. Angle Int. 60 Degrés, 2 Supp. Internéd. , 2 Supp. Finaux, Pann. Front. En Métal Comp. 3 Módulos Áng. Interno 60°, 2 Soportes Intermedios , 2 Soportes Finales , Paneles Frontales En Metal</p>	<table border="1"> <tr><td>ME</td></tr> <tr><td>AC</td></tr> <tr><td>WE</td></tr> </table> <p>TOP LEGNO - Wood shelf Top en bois - Tapa madera</p>	ME	AC	WE	<table border="1"> <tr><td>ME</td></tr> <tr><td>AC</td></tr> <tr><td>WE</td></tr> </table> <p>PIANO DI LAVORO - Desktops Plans de travail - Tapa de trabajo</p>	ME	AC	WE
ME									
AC									
WE									
ME									
AC									
WE									
<p>L 344 P 262 H 102,5</p>	<p>Comp. 4 Moduli Angolo 60° Interno, 3 Supporti Intermedi, 2 Supporti Finali, Frontali Metallo Comp. 4 Int. 60° Angle Elem. , 3 Intermediate Supports, 2 Final Supports, Metal front Panels Comp. 4 Mod. Ang. Int. 60 Degrés, 3 Supp. Intern. , 2 Supp. Finaux, Pann. Frontaux En Métal Comp. 4 Módulos Áng. Interno 60°, 3 Soportes Intermedios , 2 Soportes Finales , Paneles Frontales En Metal</p>	<table border="1"> <tr><td>ME</td></tr> <tr><td>AC</td></tr> <tr><td>WE</td></tr> </table> <p>TOP LEGNO - Wood shelf Top en bois - Tapa madera</p>	ME	AC	WE	<table border="1"> <tr><td>ME</td></tr> <tr><td>AC</td></tr> <tr><td>WE</td></tr> </table> <p>PIANO DI LAVORO - Desktops Plans de travail - Tapa de trabajo</p>	ME	AC	WE
ME									
AC									
WE									
ME									
AC									
WE									
<p>L 420 P 201 H 102,5</p>	<p>Comp. 2 Moduli Ang. 60° Int. , 2 Moduli Ang. 60° Est. , 3 Supp. Intern. , 2 Supp. Finali, Front. Metallo Comp. 2 Int. 60° Angle Elem. , 2 Ext. 60° Angle Elem. , 3 Intern. Supp. , 2 Final Supp. , Met. Front Pan. Comp. 2 Mod. Ang. Int. 60°, 2 Mod. Ang. Ext. 60°, 3 Supp. Int. , 2 Supp. Fin. , Pann. Front. En Métal Comp. 2 Mód. Áng. Int. 60°, 2 Mód. Áng. Ext. 60°, 3 Sop. Intern. , 2 Soportes Finales , Paneles Frontales En Metal</p>	<table border="1"> <tr><td>ME</td></tr> <tr><td>AC</td></tr> <tr><td>WE</td></tr> </table> <p>TOP LEGNO - Wood shelf Top en bois - Tapa madera</p>	ME	AC	WE	<table border="1"> <tr><td>ME</td></tr> <tr><td>AC</td></tr> <tr><td>WE</td></tr> </table> <p>PIANO DI LAVORO - Desktops Plans de travail - Tapa de trabajo</p>	ME	AC	WE
ME									
AC									
WE									
ME									
AC									
WE									
<p>L 417 P 114 H 102,5</p>	<p>Comp. 2 Moduli Ang. 60° Int. , 1 Modulo Ang. 60° Est. , 2 Supp. Intern. , 2 Supp. Finali, Front. Metallo Comp. 2 Int. 60° Angle Elem. , 1 Ext. 60° Angle Elem. , 2 Intern. Supp. , 2 Final Supp. , Met. Front Pan. Comp. 2 Mod. Ang. Int. 60°, 1 Mod. Ang. Ext. 60°, 2 Supp. Int. , 2 Supp. Fin. , Pann. Front. En Métal Comp. 2 Mód. Áng. Int. 60°, 1 Mód. Áng. Ext. 60°, 2 Sop. Intern. , 2 Soportes Finales , Paneles Frontales En Metal</p>	<table border="1"> <tr><td>ME</td></tr> <tr><td>AC</td></tr> <tr><td>WE</td></tr> </table> <p>TOP LEGNO - Wood shelf Top en bois - Tapa madera</p>	ME	AC	WE	<table border="1"> <tr><td>ME</td></tr> <tr><td>AC</td></tr> <tr><td>WE</td></tr> </table> <p>PIANO DI LAVORO - Desktops Plans de travail - Tapa de trabajo</p>	ME	AC	WE
ME									
AC									
WE									
ME									
AC									
WE									

RECEPTION

DESCRIZIONE - Description
Description - Descripción

COLORI - Colours
Couleurs - Colores

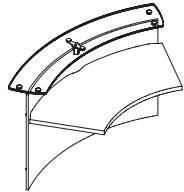
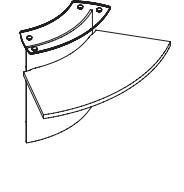
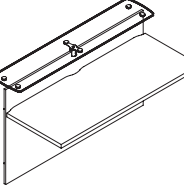
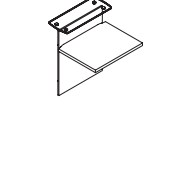
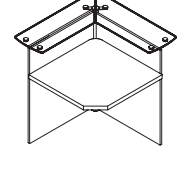
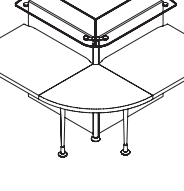
PROPOSTE DI COMPOSIZIONI - Composition Sets Proposals - Propositions de composition - Propuestas de composiciones

 <p>128</p> <p>L 463 P 131 H 102,5</p>	<p>Comp. 2 Moduli Ang. 60° Int. , 1 Modulo Lin. Da 160, 2 Supp. Intern. , 2 Supp. Finali, Front. Metallo Comp. 2 Int. 60° Angle Elem. , 1 Straig. Cm. 160 Elem. , 2 Intern. Supp. , 2 Final Supp. , Met. Front Pan. Comp. 2 Mod. Ang. Int. 60°, 1 Mod. Lin. 160 Cm, 2 Supp. Int. , 2 Supp. Fin. , Pann. Front. En Métal Comp. 2 Mód. Áng. Int. 60°, 1 Módulo Recto De 160 Cm, 2 Sop. Intern. , 2 Soportes Finales , Paneles Frontales En Metal</p> <p>288 1,027 24</p> <table border="1"> <thead> <tr> <th>EURO</th> <th>COD.</th> </tr> </thead> <tbody> <tr> <td>2.310,00</td> <td>R132.2</td> </tr> <tr> <td>3.708,00</td> <td>R131.2</td> </tr> </tbody> </table>	EURO	COD.	2.310,00	R132.2	3.708,00	R131.2	<table border="1"> <tr><td>ME</td><td>ME</td></tr> <tr><td>AC</td><td>AC</td></tr> <tr><td>WE</td><td>WE</td></tr> </table> <p>TOP LEGNO - Wood shelf Top en bois - Tapa madera</p> <p>PIANO DI LAVORO - Desktops Plans de travail - Tapa de trabajo</p>	ME	ME	AC	AC	WE	WE
EURO	COD.													
2.310,00	R132.2													
3.708,00	R131.2													
ME	ME													
AC	AC													
WE	WE													
 <p>114</p> <p>L 392 P 114 H 102,5</p>	<p>Comp. 1 Modulo Ang. 60° Int. , 2 Moduli Ang. 60° Est. , 2 Supp. Intern. , 2 Supp. Finali, Front. Metallo Comp. 1 Int. 60° Angle Elem. , 2 Ext. 60° Angle Elem. , 2 Intern. Supp. , 2 Final Supp. , Met. Front Pan. Comp. 1 Mod. Ang. Int. 60°, 2 Mod. Ang. Ext. 60°, 3 Supp. Int. , 2 Supp. Fin. , Pann. Front. En Métal Comp. 1 Mód. Áng. Int. 60°, 2 Módulo Áng. Externo 60°, 2 Sop. Intern. , 2 Soportes Finales , Paneles Frontales En Metal</p> <p>234 0,797 20</p> <table border="1"> <thead> <tr> <th>EURO</th> <th>COD.</th> </tr> </thead> <tbody> <tr> <td>1.791,00</td> <td>R142.2</td> </tr> <tr> <td>2.766,00</td> <td>R141.2</td> </tr> </tbody> </table>	EURO	COD.	1.791,00	R142.2	2.766,00	R141.2	<table border="1"> <tr><td>ME</td><td>ME</td></tr> <tr><td>AC</td><td>AC</td></tr> <tr><td>WE</td><td>WE</td></tr> </table> <p>TOP LEGNO - Wood shelf Top en bois - Tapa madera</p> <p>PIANO DI LAVORO - Desktops Plans de travail - Tapa de trabajo</p>	ME	ME	AC	AC	WE	WE
EURO	COD.													
1.791,00	R142.2													
2.766,00	R141.2													
ME	ME													
AC	AC													
WE	WE													
 <p>215</p> <p>L 437 P 215 H 102,5</p>	<p>Comp. 2 Moduli Ang. 60° Int. , 2 Moduli Ang. 60° Est. , 3 Supp. Intern. , 2 Supp. Finali, Front. Metallo Comp. 2 Int. 60° Angle Elem. , 2 Ext. 60° Angle Elem. , 3 Intern. Supp. , 2 Final Supp. , Met. Front Pan. Comp. 2 Mod. Ang. Int. 60°, 2 Mod. Ang. Ext. 60°, 3 Supp. Int. , 2 Supp. Fin. , Pann. Front. En Métal Comp. 2 Mód. Áng. Int. 60°, 2 Módulo Áng. Externo 60°, 3 Sop. Intern. , 2 Soportes Finales , Paneles Frontales En Metal</p> <p>322 1,129 27</p> <table border="1"> <thead> <tr> <th>EURO</th> <th>COD.</th> </tr> </thead> <tbody> <tr> <td>2.533,00</td> <td>R182.2</td> </tr> <tr> <td>4.009,00</td> <td>R181.2</td> </tr> </tbody> </table>	EURO	COD.	2.533,00	R182.2	4.009,00	R181.2	<table border="1"> <tr><td>ME</td><td>ME</td></tr> <tr><td>AC</td><td>AC</td></tr> <tr><td>WE</td><td>WE</td></tr> </table> <p>TOP LEGNO - Wood shelf Top en bois - Tapa madera</p> <p>PIANO DI LAVORO - Desktops Plans de travail - Tapa de trabajo</p>	ME	ME	AC	AC	WE	WE
EURO	COD.													
2.533,00	R182.2													
4.009,00	R181.2													
ME	ME													
AC	AC													
WE	WE													
 <p>221</p> <p>L 337 P 262 H 102,5</p>	<p>Comp. 2 Moduli Ang. 60° Est. , 1 Modulo Lin. Da 160, 2 Supp. Intern. , 2 Supp. Finali, Front. Metallo Comp. 2 Int. 60° Angle Elem. , 1 Straig. Cm. 160 Elem. , 2 Intern. Supp. , 2 Final Supp. , Met. Front Pan. Comp. 2 Mod. Ang. 60° Ext. , 1 Mod. Lin. 160 Cm, 2 Supp. Int. , 2 Supp. Fin. , Pann. Front. En Métal Comp. 2 Mód. Áng. Ext. 60°, 1 Módulo Recto De 160 Cm, 2 Sop. Intern. , 2 Soportes Finales , Paneles Frontales En Metal</p> <p>228 0,769 20</p> <table border="1"> <thead> <tr> <th>EURO</th> <th>COD.</th> </tr> </thead> <tbody> <tr> <td>1.740,00</td> <td>R212.2</td> </tr> <tr> <td>2.612,00</td> <td>R211.2</td> </tr> </tbody> </table>	EURO	COD.	1.740,00	R212.2	2.612,00	R211.2	<table border="1"> <tr><td>ME</td><td>ME</td></tr> <tr><td>AC</td><td>AC</td></tr> <tr><td>WE</td><td>WE</td></tr> </table> <p>TOP LEGNO - Wood shelf Top en bois - Tapa madera</p> <p>PIANO DI LAVORO - Desktops Plans de travail - Tapa de trabajo</p>	ME	ME	AC	AC	WE	WE
EURO	COD.													
1.740,00	R212.2													
2.612,00	R211.2													
ME	ME													
AC	AC													
WE	WE													
 <p>117</p> <p>L 368 P 177 H 102,5</p>	<p>Comp. 2 Moduli Ang. 60° Int. , 1 Modulo Ang. 60° Est. , 2 Supp. Intern. , 2 Supp. Finali, Front. Metallo Comp. 2 Int. 60° Angle Elem. , 1 Ext. 60° Angle Elem. , 2 Intern. Supp. , 2 Final Supp. , Met. Front Pan. Comp. 2 Mod. Ang. 60° Int. , 1 Mod. Ang. 60° Ext. , 2 Supp. Int. , 2 Supp. Fin. , Pann. Front. En Métal Comp. 2 Módulos Áng. Int. 60°, 1 Módulo Áng. Ext. 60°, 2 Sop. Intern. , 2 Soportes Finales , Paneles Frontales En Metal</p> <p>263 0,926 22</p> <table border="1"> <thead> <tr> <th>EURO</th> <th>COD.</th> </tr> </thead> <tbody> <tr> <td>2.075,00</td> <td>R322.2</td> </tr> <tr> <td>3.315,00</td> <td>R321.2</td> </tr> </tbody> </table>	EURO	COD.	2.075,00	R322.2	3.315,00	R321.2	<table border="1"> <tr><td>ME</td><td>ME</td></tr> <tr><td>AC</td><td>AC</td></tr> <tr><td>WE</td><td>WE</td></tr> </table> <p>TOP LEGNO - Wood shelf Top en bois - Tapa madera</p> <p>PIANO DI LAVORO - Desktops Plans de travail - Tapa de trabajo</p>	ME	ME	AC	AC	WE	WE
EURO	COD.													
2.075,00	R322.2													
3.315,00	R321.2													
ME	ME													
AC	AC													
WE	WE													

RECEPTION

DESCRIZIONE - Description
Description - DescripciónCOLORI - Colours
Couleurs - Colores

VERSIONE FRONTALI IN LEGNO - Wood Front Panels Version - Version frontaux en bois - Paneles frontales en madera

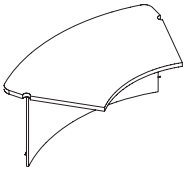
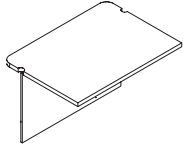


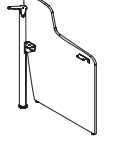
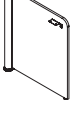
 <p>H L L 168 P 95 H 102,5</p>	<p>Modulo 60° Angolo Interno, Pannelli Frontali In Legno, Top In Legno -Vetro 60° Internal Angle, Wood Front Panels, Wooden Or Glass Shelf Module 60 Degrés Intérieurs, Panneaux Frontaux En Bois, Top En Bois Ou Verre Módulo 60° Ang. Interno, Tapa En Madera - Vidrio -paneles frontales Madera.</p> <p>85 0,485 4</p> <table border="1"> <thead> <tr> <th>EURO</th> <th>COD.</th> </tr> </thead> <tbody> <tr> <td>943,00</td> <td>R1321.1</td> </tr> <tr> <td>1.278,00</td> <td>R1311.1</td> </tr> </tbody> </table>	EURO	COD.	943,00	R1321.1	1.278,00	R1311.1	<p>ME AC WE</p> <p>TOP LEGNO - Wood shelf Top en bois - Tapa madera</p>	<p>ME AC WE</p> <p>PIANO E FRONTALE - Desks and Front Plans et Frontal - Escritorio y frontal</p>
EURO	COD.								
943,00	R1321.1								
1.278,00	R1311.1								
 <p>H L L 147 P 90 H 102,5</p>	<p>Modulo 60° Angolo Esterno, Pannelli Frontali In Legno, Top In Legno -Vetro 60° External Angle, Wood Front Panels, Wooden Or Glass Shelf Module 60 Degrés Extérieurs, Panneaux Frontaux En Bois, Top En Bois Ou Verre Módulo 60° Ang. Externo, Tapa En Madera - Vidrio - paneles frontales Madera</p> <p>58 0,230 4</p> <table border="1"> <thead> <tr> <th>EURO</th> <th>COD.</th> </tr> </thead> <tbody> <tr> <td>711,00</td> <td>R1421.1</td> </tr> <tr> <td>902,00</td> <td>R1411.1</td> </tr> </tbody> </table>	EURO	COD.	711,00	R1421.1	902,00	R1411.1	<p>ME AC WE</p> <p>TOP LEGNO - Wood shelf Top en bois - Tapa madera</p>	<p>ME AC WE</p> <p>PIANO E FRONTALE - Desks and Front Plans et Frontal - Escritorio y frontal</p>
EURO	COD.								
711,00	R1421.1								
902,00	R1411.1								
 <p>H L L 160 P 82 H 102,5</p>	<p>Modulo Lineare, Pannelli Frontali In Legno Top In Legno -Vetro Linear Element, Wood Front Panels, Wooden Or Glass Shelf Module Linéaire, Panneaux Frontaux En Bois, Top En Bois Ou Verre Módulo Recto, Paneles Frontales en Madera, Tapa en Madera ñ Vidrio</p> <p>81 0,150 4</p> <table border="1"> <thead> <tr> <th>EURO</th> <th>COD.</th> </tr> </thead> <tbody> <tr> <td>394,00</td> <td>R1521.1</td> </tr> <tr> <td>658,00</td> <td>R1511.1</td> </tr> </tbody> </table>	EURO	COD.	394,00	R1521.1	658,00	R1511.1	<p>ME AC WE</p> <p>TOP LEGNO - Wood shelf Top en bois - Tapa madera</p>	<p>ME AC WE</p> <p>PIANO E FRONTALE - Desks and Front Plans et Frontal - Escritorio y frontal</p>
EURO	COD.								
394,00	R1521.1								
658,00	R1511.1								
 <p>H L L 80 P 82 H 102,5</p>	<p>Modulo Lineare, Pannelli Frontali In Legno, Top In Legno -Vetro Linear Element, Wood Front Panels, Wooden Or Glass Shelf Module Linéaire, Panneaux Frontaux En Bois, Top En Bois Ou Verre Módulo Recto, Paneles Frontales en Madera, Tapa en Madera ñ Vidrio</p> <p>41 0,065 4</p> <table border="1"> <thead> <tr> <th>EURO</th> <th>COD.</th> </tr> </thead> <tbody> <tr> <td>314,00</td> <td>R1621.1</td> </tr> <tr> <td>418,00</td> <td>R1611.1</td> </tr> </tbody> </table>	EURO	COD.	314,00	R1621.1	418,00	R1611.1	<p>ME AC WE</p> <p>TOP LEGNO - Wood shelf Top en bois - Tapa madera</p>	<p>ME AC WE</p> <p>PIANO E FRONTALE - Desks and Front Plans et Frontal - Escritorio y frontal</p>
EURO	COD.								
314,00	R1621.1								
418,00	R1611.1								
 <p>H L L 96 P 96 H 102,5</p>	<p>Modulo 90° Angolo Interno, Pannelli Frontali In Legno, Top In Legno -Vetro 90° Internal Angle, Wood Front Panels, Wooden Or Glass Shelf Module 90 Degrés Intérieurs, Panneaux Frontaux En Bois, Top En Bois Ou Verre Módulo 90° Ang. Interno, Tapa En Madera - Vidrio - paneles frontales Madera</p> <p>41 0,090 6</p> <table border="1"> <thead> <tr> <th>EURO</th> <th>COD.</th> </tr> </thead> <tbody> <tr> <td>908,00</td> <td>R1921</td> </tr> <tr> <td>1.008,00</td> <td>R1911</td> </tr> </tbody> </table>	EURO	COD.	908,00	R1921	1.008,00	R1911	<p>ME AC WE</p> <p>TOP LEGNO - Wood shelf Top en bois - Tapa madera</p>	<p>ME AC WE</p> <p>PIANO E FRONTALE - Desks and Front Plans et Frontal - Escritorio y frontal</p>
EURO	COD.								
908,00	R1921								
1.008,00	R1911								
 <p>H L L 146 P 146 H 102,5</p>	<p>Modulo 90° Angolo Esterno, Pannelli Frontali In Legno, Top In Legno -Vetro 90° External Angle, Wood Front Panels, Wooden Or Glass Shelf Module 90 Degrés Extérieurs, Panneaux Frontaux En Bois, Top En Bois Ou Verre Módulo 90° Ang. Externo, Tapa En Madera - Vidrio - paneles frontales Madera</p> <p>89 0,150 10</p> <table border="1"> <thead> <tr> <th>EURO</th> <th>COD.</th> </tr> </thead> <tbody> <tr> <td>1.027,00</td> <td>R1821</td> </tr> <tr> <td>1.172,00</td> <td>R1811</td> </tr> </tbody> </table>	EURO	COD.	1.027,00	R1821	1.172,00	R1811	<p>ME AC WE</p> <p>TOP LEGNO - Wood shelf Top en bois - Tapa madera</p>	<p>ME AC WE</p> <p>PIANO E FRONTALE - Desks and Front Plans et Frontal - Escritorio y frontal</p>
EURO	COD.								
1.027,00	R1821								
1.172,00	R1811								

RECEPTION

DESCRIZIONE - Description
Description - Descripción

COLORI - Colours
Couleurs - Colores

VERSIONE FRONTALI IN LEGNO - Wood Front Panels Version - Version frontaux en bois - Paneles frontales en madera

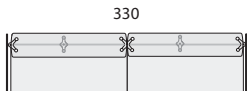
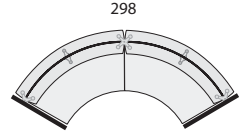
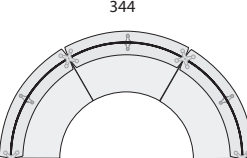
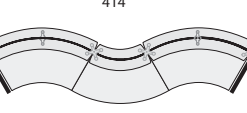
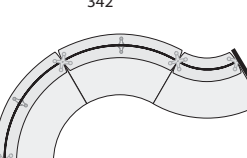
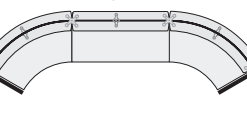
 <p>L 156 P99 H73</p> <p>63 0,330 3</p>	<p>Modulo 60° Angolo Interno, Pannelli Frontali In Legno, Piano Colloquio In Legno 60° Internal Angle, Wood Front Panels, Wooden Worktop Module 60 Degrés Intérieurs, Panneaux Frontaux En Bois, Plateau Entrevue En Bois Módulo 60° Ang. Interno, Paneles Frontales en Madera, Tapa de Coloquio en Madera</p> <table border="1"> <thead> <tr> <th>EURO</th> <th>COD.</th> </tr> </thead> <tbody> <tr> <td>689,00</td> <td>R1510</td> </tr> </tbody> </table>	EURO	COD.	689,00	R1510	<p>ME AC WE</p> <p>PIANO E FRONTALE - Desktops and front Plans de travail et Frontal - Escritorio y frontal</p>	
EURO	COD.						
689,00	R1510						
 <p>L 120 P87 H73</p> <p>48 0,090 3</p>	<p>Modulo Lineare, Pannelli Frontali In Legno, Piano Colloquio In Legno Linear Element, Wood Front Panels, Wooden Worktop Module Linéaire, Panneaux Frontaux En Bois, Plateau Entrevue En Bois Módulo Recto, Paneles Frontales en Madera, Tapa de Coloquio en Madera</p> <table border="1"> <thead> <tr> <th>EURO</th> <th>COD.</th> </tr> </thead> <tbody> <tr> <td>252,00</td> <td>R1721.1</td> </tr> </tbody> </table>	EURO	COD.	252,00	R1721.1	<p>ME AC WE</p> <p>PIANO E FRONTALE - Desktops and front Plans de travail et Frontal - Escritorio y frontal</p>	
EURO	COD.						
252,00	R1721.1						
 <p>L 14 0,047 3</p>	<p>Supp. Intermedio, Collegamento 2 Pannelli Frontali Alti Con Top Reception Intermediate Support, Connection 2 High front Panels With Reception Top Support Intermédiaire, Jonction 2 Panneaux Frontaux Hauts Avec Top Reception Soporte Interm. de Unión de, 2 Paneles Frontales Altos Con La Tapa De La Recepción.</p> <table border="1"> <thead> <tr> <th>EURO</th> <th>COD.</th> </tr> </thead> <tbody> <tr> <td>170,00</td> <td>R1210.1</td> </tr> </tbody> </table>	EURO	COD.	170,00	R1210.1	<p>AL</p> <p>SUPPORTO - Support Support - Soporte</p>	
EURO	COD.						
170,00	R1210.1						
 <p>L 14 0,047 3</p>	<p>Supp. Interm. , Collegam. Pannello Alto Con Top Reception E Pannello Basso Con Piano Colloquio Intermediate Support, Connection High Panel With Reception Top And Low Panel With Worktop Support Intermédiaire, Jonction Pan. Haut Avec Top Reception Et Pan. Bas Avec Plat. Entrevue Soporte Interm. , Uni. El Panel Alto Con La Tapa De La Receptc. Y El Panel Bajo Con La T. De Coloquio.</p> <table border="1"> <thead> <tr> <th>EURO</th> <th>COD.</th> </tr> </thead> <tbody> <tr> <td>180,00</td> <td>R1310</td> </tr> </tbody> </table>	EURO	COD.	180,00	R1310	<p>AL</p> <p>SUPPORTO - Support Support - Soporte</p>	
EURO	COD.						
180,00	R1310						
 <p>L 82 P1,8 H102,5</p> <p>21 0,055 3</p>	<p>Supp. Finale Con Fianco In Legno, Per Pannello Frontale Alto Con Top Reception Final Support With Wooden Side Panel, For High front Panel With Reception Top Support Finale Avec Côté En Bois, Pour Panneau Frontal Haut Avec Top Reception Soporte Final Con Costado De Madera, Para paneles frontales Alto Con La Tapa De La Recepción</p> <table border="1"> <thead> <tr> <th>EURO</th> <th>COD.</th> </tr> </thead> <tbody> <tr> <td>152,00</td> <td>R1110.1</td> </tr> </tbody> </table>	EURO	COD.	152,00	R1110.1	<p>ME AC WE</p> <p>FIANCO FINALE - End side panel Côté final - Panel lateral</p>	
EURO	COD.						
152,00	R1110.1						
 <p>L 670 P1,8 H73</p> <p>18 0,049 3</p>	<p>Supp. Finale Con Fianco In Legno, Per Pannello Frontale Basso Con Piano Colloquio Final Support With Wooden Side Panel, For Low front Panel With Reception Top Support Finale Avec Côté En Bois, Pour Panneau Frontal Bas Avec Plateau Entrevue Soporte Final Con Costados De Madera Para La Parte Baja Del paneles frontales Con La Tapa De Coloquio</p> <table border="1"> <thead> <tr> <th>EURO</th> <th>COD.</th> </tr> </thead> <tbody> <tr> <td>197,00</td> <td>R1410</td> </tr> </tbody> </table>	EURO	COD.	197,00	R1410	<p>ME AC WE</p> <p>FIANCO FINALE - End side panel Côté final - Panel lateral</p>	
EURO	COD.						
197,00	R1410						

RECEPTION

DESCRIZIONE - Description
Description - Descripción

COLORI - Colours
Couleurs - Colores

PROPOSTE DI COMPOSIZIONI - Composition Sets Proposals - Propositions de composition - Propuestas de composiciones

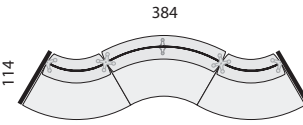
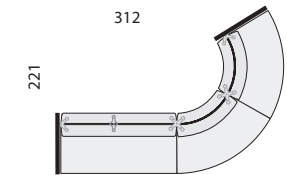
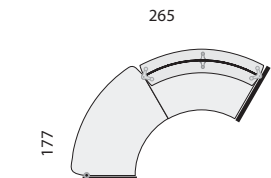
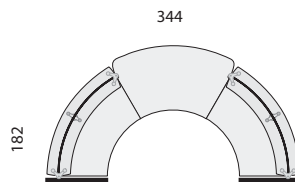
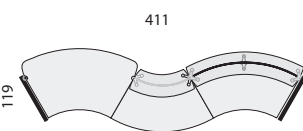
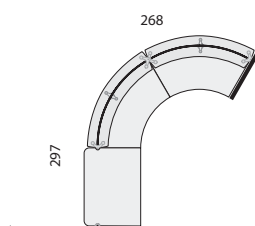
 <p>330 82</p> <p>L 330 P 82 H 102,5</p>	<p>Comp. 2 Moduli Dritti Da 160, 1 Supp. Intermedio, 2 Supporti Finali, Frontali Legno Comp. 2 Straight Cm. 160 Elem. , 1 Intermediate Support, 2 Final Supports, Wooden front Panels Comp. 2 Mod. Droits 160 Cm, 1 Support Interméd. , 2 Supp. Finaux, Pann. Frontaux En Bois Comp. 2 Módulos Rectos 160 Cm, 1 Soporte Intern., 2 Soportes Finales, paneles frontales en madera</p> <p>185 0,330 13</p>	<p>ME AC WE</p> <p>TOP LEGNO - Wood shelf Top en bois - Tapa madera</p>	<p>ME AC WE</p> <p>PIANO E FRONTALE - Desktops and Front Plans et Frontal - Escritorio y frontal</p>										
<table border="1"> <thead> <tr> <th>EURO</th> <th>COD.</th> </tr> </thead> <tbody> <tr> <td>1.259,00</td> <td>R072.1</td> </tr> <tr> <td>1.787,00</td> <td>R071.1</td> </tr> </tbody> </table>		EURO	COD.	1.259,00	R072.1	1.787,00	R071.1	<table border="1"> <thead> <tr> <th>EURO</th> <th>COD.</th> </tr> </thead> <tbody> <tr> <td>TOP VETRO Glass shelf Plateau supérieur en verre Tapa vidrio</td> <td></td> </tr> </tbody> </table>		EURO	COD.	TOP VETRO Glass shelf Plateau supérieur en verre Tapa vidrio	
EURO	COD.												
1.259,00	R072.1												
1.787,00	R071.1												
EURO	COD.												
TOP VETRO Glass shelf Plateau supérieur en verre Tapa vidrio													
 <p>298 128</p> <p>L 303 P 131 H 102,5</p>	<p>Comp. 2 Moduli Angolo 60° Interno, 1 Supp. Intermedio, 2 Supporti Finali, Frontali Legno Comp. 2 Int. 60° Angle Elem. , 1 Intermediate Support, 2 Final Supports, Wooden front Panels Comp. 2 Mod. Angle 60° Intérieur, 1 Support Int. , 2 Supp. Fin. , Pann. Front. En Bois Comp. 2 Módulos Áng. Interno 60°, 1 Soporte Intern., 2 Soportes Finales, paneles frontales en madera</p> <p>194 0,995 13</p>	<p>ME AC WE</p> <p>TOP LEGNO - Wood shelf Top en bois - Tapa madera</p>	<p>ME AC WE</p> <p>PIANO E FRONTALE - Desktops and Front Plans et Frontal - Escritorio y frontal</p>										
<table border="1"> <thead> <tr> <th>EURO</th> <th>COD.</th> </tr> </thead> <tbody> <tr> <td>2.378,00</td> <td>R032.1</td> </tr> <tr> <td>3.027,00</td> <td>R031.1</td> </tr> </tbody> </table>		EURO	COD.	2.378,00	R032.1	3.027,00	R031.1	<table border="1"> <thead> <tr> <th>EURO</th> <th>COD.</th> </tr> </thead> <tbody> <tr> <td>TOP VETRO Glass shelf Plateau supérieur en verre Tapa vidrio</td> <td></td> </tr> </tbody> </table>		EURO	COD.	TOP VETRO Glass shelf Plateau supérieur en verre Tapa vidrio	
EURO	COD.												
2.378,00	R032.1												
3.027,00	R031.1												
EURO	COD.												
TOP VETRO Glass shelf Plateau supérieur en verre Tapa vidrio													
 <p>344 178</p> <p>L 344 P 177 H 102,5</p>	<p>Comp. 3 Moduli Angolo 60° Interno, 2 Supporti Intermedi, 2 Supporti Finali, Frontali Legno Comp. 3 Int. 60° Angle Elem. , 2 Intermediate Supports, 2 Final Supports, Wooden front Panels Comp. 3 Mod. Angle 60° Intérieur, 2 Support Intern. , 2 Supp. Finaux, Pann. Frontaux En Bois Comp. 3 Módulos Áng. Interno 60°, 2 Soportes Intermedios, 2 Soportes Finales, paneles frontales en madera</p> <p>276 1,460 18</p>	<p>ME AC WE</p> <p>TOP LEGNO - Wood shelf Top en bois - Tapa madera</p>	<p>ME AC WE</p> <p>PIANO E FRONTALE - Desktops and Front Plans et Frontal - Escritorio y frontal</p>										
<table border="1"> <thead> <tr> <th>EURO</th> <th>COD.</th> </tr> </thead> <tbody> <tr> <td>3.500,00</td> <td>R082.1</td> </tr> <tr> <td>4.473,00</td> <td>R081.1</td> </tr> </tbody> </table>		EURO	COD.	3.500,00	R082.1	4.473,00	R081.1	<table border="1"> <thead> <tr> <th>EURO</th> <th>COD.</th> </tr> </thead> <tbody> <tr> <td>TOP VETRO Glass shelf Plateau supérieur en verre Tapa vidrio</td> <td></td> </tr> </tbody> </table>		EURO	COD.	TOP VETRO Glass shelf Plateau supérieur en verre Tapa vidrio	
EURO	COD.												
3.500,00	R082.1												
4.473,00	R081.1												
EURO	COD.												
TOP VETRO Glass shelf Plateau supérieur en verre Tapa vidrio													
 <p>414 114</p> <p>L 417 P 114 H 102,5</p>	<p>Comp. 2 Moduli Ang. 60° Int. , 1 Modulo Ang. 60° Est. , 2 Supp. Intern. , 2 Supp. Finali, Front. Legno Comp. 2 Int. 60° Angle Elem. , 1 Ext. 60° Angle Elem. , 2 Intern. Supp. , 2 Final Supp. , Wood. Front Pan. Comp. 2 Mod. Ang. 60° Int. , 1 Mod. Angle 60° Ext. , 2 Supp. Int. , 2 Supp. Fin. , Pann. Front. En Bois Comp. 2 Mód. Áng. Int. 60°, 1 Mód. Áng. Ext. 60°, 2 Soportes Intermedios, 2 Soportes Finales, paneles frontales en madera</p> <p>257 1,240 18</p>	<p>ME AC WE</p> <p>TOP LEGNO - Wood shelf Top en bois - Tapa madera</p>	<p>ME AC WE</p> <p>PIANO E FRONTALE - Desktops and Front Plans et Frontal - Escritorio y frontal</p>										
<table border="1"> <thead> <tr> <th>EURO</th> <th>COD.</th> </tr> </thead> <tbody> <tr> <td>3.258,00</td> <td>R172.1</td> </tr> <tr> <td>4.097,00</td> <td>R171.1</td> </tr> </tbody> </table>		EURO	COD.	3.258,00	R172.1	4.097,00	R171.1	<table border="1"> <thead> <tr> <th>EURO</th> <th>COD.</th> </tr> </thead> <tbody> <tr> <td>TOP VETRO Glass shelf Plateau supérieur en verre Tapa vidrio</td> <td></td> </tr> </tbody> </table>		EURO	COD.	TOP VETRO Glass shelf Plateau supérieur en verre Tapa vidrio	
EURO	COD.												
3.258,00	R172.1												
4.097,00	R171.1												
EURO	COD.												
TOP VETRO Glass shelf Plateau supérieur en verre Tapa vidrio													
 <p>342 177</p> <p>L 368 P 177 H 102,5</p>	<p>Comp. 2 Moduli Ang. 60° Int. , 1 Modulo Ang. 60° Est. , 2 Supp. Intern. , 2 Supp. Finali, Front. Legno Comp. 2 Int. 60° Angle Elem. , 1 Ext. 60° Angle Elem. , 2 Intern. Supp. , 2 Final Supp. , Wood. Front Pan. Comp. 2 Mod. Ang. 60° Int. , 1 Mod. Angle 60° Ext. , 2 Supp. Int. , 2 Supp. Fin. , Pann. Front. En Bois Comp. 2 Mód. Áng. Int. 60°, 1 Mód. Áng. Ext. 60°, 2 Soportes Intermedios, 2 Soportes Finales, paneles frontales en madera</p> <p>257 1,240 18</p>	<p>ME AC WE</p> <p>TOP LEGNO - Wood shelf Top en bois - Tapa madera</p>	<p>ME AC WE</p> <p>PIANO E FRONTALE - Desktops and Front Plans et Frontal - Escritorio y frontal</p>										
<table border="1"> <thead> <tr> <th>EURO</th> <th>COD.</th> </tr> </thead> <tbody> <tr> <td>3.258,00</td> <td>R322.1</td> </tr> <tr> <td>4.098,00</td> <td>R321.1</td> </tr> </tbody> </table>		EURO	COD.	3.258,00	R322.1	4.098,00	R321.1	<table border="1"> <thead> <tr> <th>EURO</th> <th>COD.</th> </tr> </thead> <tbody> <tr> <td>TOP VETRO Glass shelf Plateau supérieur en verre Tapa vidrio</td> <td></td> </tr> </tbody> </table>		EURO	COD.	TOP VETRO Glass shelf Plateau supérieur en verre Tapa vidrio	
EURO	COD.												
3.258,00	R322.1												
4.098,00	R321.1												
EURO	COD.												
TOP VETRO Glass shelf Plateau supérieur en verre Tapa vidrio													
 <p>457 128</p> <p>L 463 P 131 H 102,5</p>	<p>Comp. 2 Moduli Ang. 60° Int. , 1 Modulo Lineare Da 160, 2 Supp. Intern. , 2 Supp. Finali, Front. Legno Comp. 2 Int. 60° Angle Elem. , 1 Linear Elem. Cm. 160, 2 Intern. Supp. , 2 Final Supp. , Wood. Front Pan. Comp. 2 Mod. Ang. 60° Int. , 1 Module Lin. 160 Cm, 2 Supp. Int. , 2 Supp. Fin. , Pann. Front. En Bois Comp. 2 Mód. Áng. Int. 60°, 1 Módulo Recto De 160 Cm , 2 Soportes Intern. , 2 Soportes Finales, paneles frontales en madera</p> <p>272 1,125 18</p>	<p>ME AC WE</p> <p>TOP LEGNO - Wood shelf Top en bois - Tapa madera</p>	<p>ME AC WE</p> <p>PIANO E FRONTALE - Desktops and Front Plans et Frontal - Escritorio y frontal</p>										
<table border="1"> <thead> <tr> <th>EURO</th> <th>COD.</th> </tr> </thead> <tbody> <tr> <td>2.940,00</td> <td>R132.1</td> </tr> <tr> <td>3.854,00</td> <td>R131.1</td> </tr> </tbody> </table>		EURO	COD.	2.940,00	R132.1	3.854,00	R131.1	<table border="1"> <thead> <tr> <th>EURO</th> <th>COD.</th> </tr> </thead> <tbody> <tr> <td>TOP VETRO Glass shelf Plateau supérieur en verre Tapa vidrio</td> <td></td> </tr> </tbody> </table>		EURO	COD.	TOP VETRO Glass shelf Plateau supérieur en verre Tapa vidrio	
EURO	COD.												
2.940,00	R132.1												
3.854,00	R131.1												
EURO	COD.												
TOP VETRO Glass shelf Plateau supérieur en verre Tapa vidrio													

RECEPTION

DESCRIZIONE - Description
Description - Descripción

COLORI - Colours
Couleurs - Colores

PROPOSTE DI COMPOSIZIONI - Composition Sets Proposals - Propositions de composition - Propuestas de composiciones

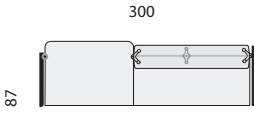
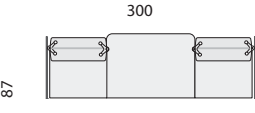
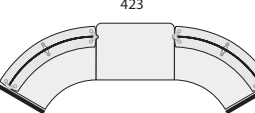
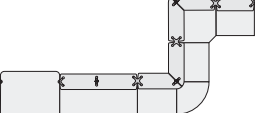
 <p>384</p> <p>114</p> <p>L 392 P 114 H 102,5</p> <p>237 1,012 18</p>	<p>Comp. 1 Modulo Ang. 60° Int. , 2 Moduli Ang. 60° Est. , 2 Supp. Intern. , 2 Supp. Finali, Front. Legno Comp. 1 Int. 60° Angle Elem. , 2 Ext. 60° Angle Elem. , 2 Intern. Supp. , 2 Final Supp. , Wood. Front Pan. Comp. 1 Mod. Ang. Int. 60° , 2 Mod. Ang. Ext. 60° , 2 Supp. Int. , 2 Supp. Fin. , Pann. Front. En Bois Comp. 1 Mód. Áng. Int. 60° , 2 Mód. Áng. Externo 60° , 2 Soportes Intermedios , 2 Soportes Finales, paneles frontales en madera</p> <table border="1"> <thead> <tr> <th>EURO</th> <th>COD.</th> </tr> </thead> <tbody> <tr> <td>3.016,00</td> <td>R142.1</td> </tr> <tr> <td>3.722,00</td> <td>R141.1</td> </tr> </tbody> </table> <p>TOP VETRO Glass shelf Plateau supérieur en verre Tapa vidrio</p> <p>TOP LEGNO - Wood shelf Top en bois - Tapa madera</p>	EURO	COD.	3.016,00	R142.1	3.722,00	R141.1	<table border="1"> <tr><td>ME</td><td>ME</td></tr> <tr><td>AC</td><td>AC</td></tr> <tr><td>WE</td><td>WE</td></tr> </table> <p>PIANO E FRONTALE - Desks and Front Plans et frontal - Escritorio y frontal</p>	ME	ME	AC	AC	WE	WE
EURO	COD.													
3.016,00	R142.1													
3.722,00	R141.1													
ME	ME													
AC	AC													
WE	WE													
 <p>312</p> <p>221</p> <p>L 337 P 262 H 102,5</p> <p>233 0,675 18</p>	<p>Comp. 2 Moduli Ang. 60° Est. , 1 Modulo Lineare Da 160, 2 Supp. Intern. , 2 Supp. Finali, Front. Legno Comp. 2 Int. 60° Angle Elem. , Linear Elem. Cm. 160, 2 Intern. Supp. , 2 Final Supp. , Wood. Front Pan. Comp. 2 Mod. Ang. 60° Ext. , 1 Mod. Lin. 160 Cm, 2 Supp. Inter. , 2 Supp. Fin. , Pann. Front. En Bois Comp. 2 Mód. Áng. Ext. 60° , 1 Módulo Recto De 160 Cm , 2 Soportes Intermedios , 2 Soportes Finales, paneles frontales en madera</p> <table border="1"> <thead> <tr> <th>EURO</th> <th>COD.</th> </tr> </thead> <tbody> <tr> <td>2.456,00</td> <td>R212.1</td> </tr> <tr> <td>3.102,00</td> <td>R211.1</td> </tr> </tbody> </table> <p>TOP VETRO Glass shelf Plateau supérieur en verre Tapa vidrio</p> <p>TOP LEGNO - Wood shelf Top en bois - Tapa madera</p>	EURO	COD.	2.456,00	R212.1	3.102,00	R211.1	<table border="1"> <tr><td>ME</td><td>ME</td></tr> <tr><td>AC</td><td>AC</td></tr> <tr><td>WE</td><td>WE</td></tr> </table> <p>PIANO E FRONTALE - Desks and Front Plans et frontal - Escritorio y frontal</p>	ME	ME	AC	AC	WE	WE
EURO	COD.													
2.456,00	R212.1													
3.102,00	R211.1													
ME	ME													
AC	AC													
WE	WE													
 <p>265</p> <p>177</p> <p>L 264 P 178 H 73/102,5</p> <p>168 0,832 12</p>	<p>Comp. 1 Modulo Ang. 60° Int. , Modulo 60° Int. Piano Coll. Later. , Supp. Intern. , 2 Supp. Finali, Fr. Legno Comp. 1 Int. 60° Angle Elem. , Int. 60° Angle Elem. Lat Recep. Top, Int. Supp. , 2 Fin. Supp. , Wood. Front Pan. Comp. 1 Mod. Ang. 60° Int. , Mod. Ang. 60° Int. Plat. En. Cent. , 1 Sup. Int. , 2 Supp. Fin. , Pan. Fr. En Bois Comp. 1 Mód. Áng. Int. 60° , 1 Mód. Áng. Ext. Tapa de Coloquio 60° , 1 Sop. Intern. , 2 Sop. Finales, paneles frontales en madera</p> <table border="1"> <thead> <tr> <th>EURO</th> <th>COD.</th> </tr> </thead> <tbody> <tr> <td>2.168,00</td> <td>R461</td> </tr> <tr> <td>2.493,00</td> <td>R451</td> </tr> </tbody> </table> <p>TOP VETRO Glass shelf Plateau supérieur en verre Tapa vidrio</p> <p>TOP LEGNO - Wood shelf Top en bois - Tapa madera</p>	EURO	COD.	2.168,00	R461	2.493,00	R451	<table border="1"> <tr><td>ME</td><td>ME</td></tr> <tr><td>AC</td><td>AC</td></tr> <tr><td>WE</td><td>WE</td></tr> </table> <p>PIANO E FRONTALE - Desks and Front Plans et frontal - Escritorio y frontal</p>	ME	ME	AC	AC	WE	WE
EURO	COD.													
2.168,00	R461													
2.493,00	R451													
ME	ME													
AC	AC													
WE	WE													
 <p>344</p> <p>182</p> <p>L 344 P 182 H 73/102,5</p> <p>254 1,301 17</p>	<p>Comp. 2 Moduli Ang. 60° Int. , Modulo 60° Int. Piano Coll. Later. , 2 Supp. Int. , 2 Supp. Finali, Fr. Legno Comp. 2 Int. 60° Angle Elem. , Int. 60° Angle El. Lat. Rec. Top, 2 Int. Supp. , 2 Fin. Supp. , Wood. Front Pan. Comp. 2 Mod. Ang. 60° Int. , 1 Mod. Ang. 60° Int. Plat. Entr. Lat. , 2 Supp. Int. , 2 Supp. Fin. , Pann. Front. En Bois Comp. 2 Mód. Áng. Int. 60° , 1 Mód. Áng. Ext. Tapa de Coloquio 60° , 2 Sop. Intern. , 2 Sop. Finales,</p> <table border="1"> <thead> <tr> <th>EURO</th> <th>COD.</th> </tr> </thead> <tbody> <tr> <td>3.256,00</td> <td>R542</td> </tr> <tr> <td>3.905,00</td> <td>R541</td> </tr> </tbody> </table> <p>TOP VETRO Glass shelf Plateau supérieur en verre Tapa vidrio</p> <p>TOP LEGNO - Wood shelf Top en bois - Tapa madera</p>	EURO	COD.	3.256,00	R542	3.905,00	R541	<table border="1"> <tr><td>ME</td><td>ME</td></tr> <tr><td>AC</td><td>AC</td></tr> <tr><td>WE</td><td>WE</td></tr> </table> <p>PIANO E FRONTALE - Desks and Front Plans et frontal - Escritorio y frontal</p>	ME	ME	AC	AC	WE	WE
EURO	COD.													
3.256,00	R542													
3.905,00	R541													
ME	ME													
AC	AC													
WE	WE													
 <p>411</p> <p>119</p> <p>L 411 P 114 H 73/102,5</p> <p>232 1,075 17</p>	<p>Comp. 1 Mod. Ang. 60° Int. , Mod. Ang. 60° Est. , Mod. 60° Int. Piano Coll. Late. , 2 Sup. Intern. , 2 Sup. Fin. , Front. Legno Comp. 1 Int. 60° Ang. Elem. , 60° Ext. Ang. Elem. , Int. 60° Ang. Elem. Lat. Rec. Top, 2 Int. Supp. , 2 Fin. Supp. , Wood. Front Pan. Comp. 1 Mod. Ang. 60° Int. , Mod. Angle 60° Ext. , Mod. Ang. 60° Int. Plat. Entr. Lat. , 2 Supp. Int. , 2 Supp. Fin. Comp. 1 Mód. Áng. Int. 60° , 1 Mód. Áng. Ext. 60° , 1 Mód. Áng. Int. Tapa de Coloquio 60° , 2 Sop. Int. ,</p> <table border="1"> <thead> <tr> <th>EURO</th> <th>COD.</th> </tr> </thead> <tbody> <tr> <td>3.049,00</td> <td>R552</td> </tr> <tr> <td>3.564,00</td> <td>R551</td> </tr> </tbody> </table> <p>TOP VETRO Glass shelf Plateau supérieur en verre Tapa vidrio</p> <p>TOP LEGNO - Wood shelf Top en bois - Tapa madera</p>	EURO	COD.	3.049,00	R552	3.564,00	R551	<table border="1"> <tr><td>ME</td><td>ME</td></tr> <tr><td>AC</td><td>AC</td></tr> <tr><td>WE</td><td>WE</td></tr> </table> <p>PIANO E FRONTALE - Desks and Front Plans et frontal - Escritorio y frontal</p>	ME	ME	AC	AC	WE	WE
EURO	COD.													
3.049,00	R552													
3.564,00	R551													
ME	ME													
AC	AC													
WE	WE													
 <p>268</p> <p>297</p> <p>L 267 P 298 H 73/102,5</p> <p>236 1,068 17</p>	<p>Comp. 2 Moduli Ang. 60° Int. , Mod. Linea. Piano Coll. Later. , 2 Supp. Inter. , 2 Supp. Finali, Front. Legno Comp. 2 Int. 60° Angle Elem. , Linear Elem. Lat. Rec. Top, 2 Inter. Supp. , 2 Final Supp. , Wood. Front Pan. Comp. 2 Mod. Ang. 60° Int. , Mod. Lin. Plat. Entr. Lat. , 2 Supp. Int. , 2 Supp. Fin. , Pan. Front. En Bois Comp. 2 Mód. Áng. Int. 60° , 1 Mód. Recto De Tapa Coloc. , 2 Sop. Int. , 2 Sop. Finales, paneles frontales en madera</p> <table border="1"> <thead> <tr> <th>EURO</th> <th>COD.</th> </tr> </thead> <tbody> <tr> <td>2.854,00</td> <td>R511</td> </tr> <tr> <td>3.502,00</td> <td>R501</td> </tr> </tbody> </table> <p>TOP VETRO Glass shelf Plateau supérieur en verre Tapa vidrio</p> <p>TOP LEGNO - Wood shelf Top en bois - Tapa madera</p>	EURO	COD.	2.854,00	R511	3.502,00	R501	<table border="1"> <tr><td>ME</td><td>ME</td></tr> <tr><td>AC</td><td>AC</td></tr> <tr><td>WE</td><td>WE</td></tr> </table> <p>PIANO E FRONTALE - Desks and Front Plans et frontal - Escritorio y frontal</p>	ME	ME	AC	AC	WE	WE
EURO	COD.													
2.854,00	R511													
3.502,00	R501													
ME	ME													
AC	AC													
WE	WE													

RECEPTION

DESCRIZIONE - Description
Description - Descripción

COLORI - Colours
Couleurs - Colores

PROPOSTE DI COMPOSIZIONI - Composition Sets Proposals - Propositions de composition - Propuestas de composiciones

 <p>300 87</p> <p>L 291 P 87 H73/102,5</p>	<p>Comp. 1 Modulo Line. Da 160, Modulo Line. Piano Coll. Later. , Supp. Intern. , 2 Supp. Finali, Front. Legno Comp. 1 Lin. Elem. Cm. 160, Lin. Elem. Lateral Rec. Top, Intern. Support, 2 Final Supp. , Wood. Front Pan. Comp. 1 Mod. Lin. 160 Cm, Plateau Entrevue Lateral, Supp. Int. , 2 Supp. Fin. , Pann. Front. En Bois Comp. 1 Mód. Recto De Tapa de Coloquio, 1 Mód. Recto De 160 Cm , 1 Sop. Intern. , 2 Sop. Fin., paneles frontales en madera</p> <table border="1"> <thead> <tr> <th>EURO</th> <th>COD.</th> </tr> </thead> <tbody> <tr> <td>1.172,00</td> <td>R562</td> </tr> <tr> <td>1.436,00</td> <td>R561</td> </tr> </tbody> </table> <p>TOP VETRO Glass shelf Plateau supérieur en verre Tapa vidrio</p>	EURO	COD.	1.172,00	R562	1.436,00	R561	<table border="1"> <tr> <td>ME</td> <td>ME</td> </tr> <tr> <td>AC</td> <td>AC</td> </tr> <tr> <td>WE</td> <td>WE</td> </tr> </table> <p>TOP LEGNO - Wood shelf Top en bois - Tapa madera</p> <p>PIANO E FRONTALE - Desks and Front Plans et Frontal - Escritorio y frontal</p>	ME	ME	AC	AC	WE	WE
EURO	COD.													
1.172,00	R562													
1.436,00	R561													
ME	ME													
AC	AC													
WE	WE													
 <p>300 87</p> <p>L 290 P 87 H73/102,5</p>	<p>Comp. 2 Mod. Linea. Da 80, Mod. Linea. , Piano Coll. Centr. , 2 Supp. Intern. , 2 Supp. Finali, Front. Legno Comp. 2 Lin. Elem. Cm. 80, Lin. Elem. , Cent. Rec. Top, 2 Intern. Supp. , 2 Final Supp. , Wood. Front Pan. Comp. 2 Mod. Lin. Cm. 80, Mod. Lin. Plat. Entr. Cen. , 2 Supp. Int. , 2 Supp. Fin. , Pann. Front. En Bois Comp. 1 Mód. Recto De Tapa de Coloquio, 2 Mód. Recto De 80 Cm , 2 Sop. Int. , 2 Sop. Finales, paneles frontales en madera</p> <table border="1"> <thead> <tr> <th>EURO</th> <th>COD.</th> </tr> </thead> <tbody> <tr> <td>1.540,00</td> <td>R572</td> </tr> <tr> <td>1.749,00</td> <td>R571</td> </tr> </tbody> </table> <p>TOP VETRO Glass shelf Plateau supérieur en verre Tapa vidrio</p>	EURO	COD.	1.540,00	R572	1.749,00	R571	<table border="1"> <tr> <td>ME</td> <td>ME</td> </tr> <tr> <td>AC</td> <td>AC</td> </tr> <tr> <td>WE</td> <td>WE</td> </tr> </table> <p>TOP LEGNO - Wood shelf Top en bois - Tapa madera</p> <p>PIANO E FRONTALE - Desks and Front Plans et Frontal - Escritorio y frontal</p>	ME	ME	AC	AC	WE	WE
EURO	COD.													
1.540,00	R572													
1.749,00	R571													
ME	ME													
AC	AC													
WE	WE													
 <p>423 137</p> <p>L 423 P 136 H73/102,5</p>	<p>Comp. 2 Mod. Ang. 60° Int. , Mod. Lin. , Piano Coll. Centr. , 2 Supp. Intern. , 2 Supp. Finali, Front. Legno Comp. 2 Int. 60° Ang. Elem. Lin. Elem. , Cent. Rec. Top, 2 Intern. Supp. , 2 Fin. Supp. , Wood. Front Pan. Comp. 2 Mod. Ang. 60° Intér. Mod. Lin. , Plat. Entr. Cent. , 2 Sup. Int. , 2 Supp. Fin. , Pan. Front. En Bois Comp. 2 Mód. Áng. Interno 60°, 1 Mód. Recto De Tapa de Coloquio , 2 Sop. Int. , 2 Sop. Finales, paneles frontales en madera</p> <table border="1"> <thead> <tr> <th>EURO</th> <th>COD.</th> </tr> </thead> <tbody> <tr> <td>2.819,00</td> <td>R582</td> </tr> <tr> <td>3.467,00</td> <td>R581</td> </tr> </tbody> </table> <p>TOP VETRO Glass shelf Plateau supérieur en verre Tapa vidrio</p>	EURO	COD.	2.819,00	R582	3.467,00	R581	<table border="1"> <tr> <td>ME</td> <td>ME</td> </tr> <tr> <td>AC</td> <td>AC</td> </tr> <tr> <td>WE</td> <td>WE</td> </tr> </table> <p>TOP LEGNO - Wood shelf Top en bois - Tapa madera</p> <p>PIANO E FRONTALE - Desks and Front Plans et Frontal - Escritorio y frontal</p>	ME	ME	AC	AC	WE	WE
EURO	COD.													
2.819,00	R582													
3.467,00	R581													
ME	ME													
AC	AC													
WE	WE													
 <p>531 137</p> <p>L 531 P 242 H73/102,5</p>	<p>Comp. 1 Mod. Ang. 90° Est. , Mod. Ang. 90° Int. , Mod. Lineari , Mod. Lin. Da 120 Piano Coll. Later. , 4 Supp. Intern. , 2 Supp. Fin. Comp. 1 Ext. 90° Ang. El. , Int. 90° Angle El. , 2 Lin. El. Cm. 80 And 160, Lin. El. Cm. 120 Lat. Rec. Top, 4 Int. Supp. , 2 Fin. Supp. Comp. 1 Mod. Ang. 90° Ext. , Mod. Ang. 90° Int. , Mod. Droits 80 Et 160, Mod. Lin. 120 Plat. Ent. Lat. , 4 Supp. Int. , 2 Supp. Comp. 1 Mód. Áng. Ext. 90°, Mód. Áng. Int. 90°, 2 Mód. Recto De 80 Y 160 , 4 Sop. Intern. , 2 Sop.</p> <table border="1"> <thead> <tr> <th>EURO</th> <th>COD.</th> </tr> </thead> <tbody> <tr> <td>3.928,00</td> <td>R2021</td> </tr> <tr> <td>4.542,00</td> <td>R2011</td> </tr> </tbody> </table> <p>TOP VETRO Glass shelf Plateau supérieur en verre Tapa vidrio</p>	EURO	COD.	3.928,00	R2021	4.542,00	R2011	<table border="1"> <tr> <td>ME</td> <td>ME</td> </tr> <tr> <td>AC</td> <td>AC</td> </tr> <tr> <td>WE</td> <td>WE</td> </tr> </table> <p>TOP LEGNO - Wood shelf Top en bois - Tapa madera</p> <p>PIANO E FRONTALE - Desks and Front Plans et Frontal - Escritorio y frontal</p>	ME	ME	AC	AC	WE	WE
EURO	COD.													
3.928,00	R2021													
4.542,00	R2011													
ME	ME													
AC	AC													
WE	WE													